

## BTS PANEL ANTENNA

### 1800 MHz SINGLE BAND GSM ANTENNA

**Model:KE1721X3021-DE10**



**Dual-Polarization Antenna, 1710-2170 MHz, 33° horizontal beamwidth, variable electrical tilt**

- Field adjustable electrical tilt
- Rugged and reliable design
- Excellent passive intermodulation suppression

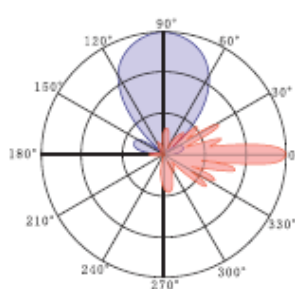
Electrical Specifications			
Band Of Operation, MHz	1710 ~ 1880	1850 ~ 1990	1920 ~ 2170
Gain in dBi	19.8	20.5	20.8
HBW(degrees)	35	33	32
VBW(degrees)	7.5	7	6.5
Electrical Tilt (Degrees)	0 ~ 10	0 ~ 10	0 ~ 10
Polarization (Degrees)	± 45	± 45	± 45
Impedance (Ohms)	50	50	50
1st Null Fill dB	> -25	> -25	> -25
VSWR	< 1.5	< 1.5	< 1.5
Intermodulation IM3(@2x43 dbm)	< - 107	< - 107	< - 107
Side Lobe Suppression; dB (First sidelobe above horizon)	0°→≥18	0°→≥18	0°→≥18
	5°→≥17	5°→≥17	5°→≥17
	10°→≥16	10°→≥16	10°→≥16
Cross Polar Discrimination,dB	> 15	> 15	> 15
Front-to-Back Ratio;dB	>31	>31	>31
Isolation Between Ports,dB	>30	>30	>30
Max. Input Power (Watts)	200	200	200

## 1800 MHz SINGLE BAND GSM ANTENNA

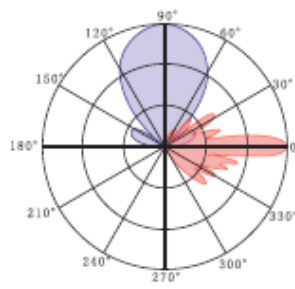
**Model:KE1721X3021-DE10**

Mechanical Specifications	
Dimensions (L x W x H in mm)	1540X390X 95
<b>Weight(Kgs):</b>	
Antenna	11.4
Bracket	5
Radome Material	ABS Plastic
Connector Type	7/16 DIN female
Connector Position	Bottom
No. of connectors	2
Operating Temperature(°C)	- 40 ° to + 60 °
Rated Wind Speed(Km/Hr)	216
Lightening Protection	Direct ground

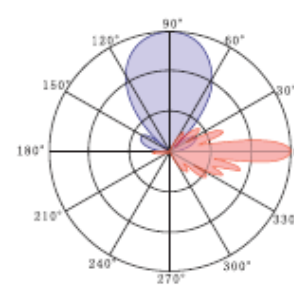
### Radiation Pattern



1710~1880MHz



1850~1990MHz



1920~2170MHz